

Sharing Web Sites...

This is a way to collect and share web sites by using social computing, RSS feeds, and a news aggregator.

<http://del.icio.us/>

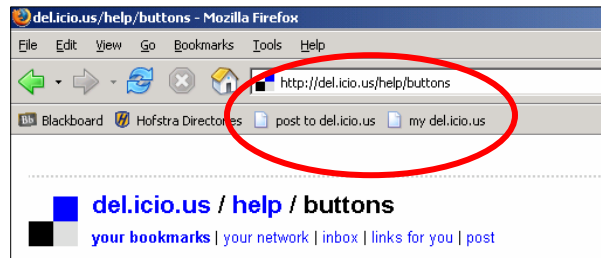
What is del.icio.us?

It is a collection of favorite articles, blogs, and any other web sites that you can collect, share, and access from any computer on the web!

First, create an account here: <https://secure.del.icio.us/register?noredir>

Then, add these buttons to your favorite web browser bookmark tool bar:
<http://del.icio.us/help/buttons> (directions are on the page)

Your tool bar will then look like this:



post to del.icio.us will allow you to post a new favorite
my del.icio.us will let you view your favorites

If you are on a computer without these buttons, you can post your favorites here:

<http://del.icio.us/post/>

and you can view your favorites here:

<http://del.icio.us/username>

When posting a new favorite, you will have the opportunity to add tags so you or others can search your favorites. Click on the tags you think apply to the site you are posting. You can also add your own tags by typing terms in the **tags** box.

url

description

notes

tags space separated

▼ **recommended tags**
bookmarking games internet search social

▼ **your tags**
css design e-learning education games layout map Maps microsoft resources search teaching web webdesign

▼ **popular tags**
google search Homepage portal home news Web

Do you want to share your new-found sites with others? There are two ways!

1. Others can just save your del.icio.us site and go to it whenever they want to view all your links

OR

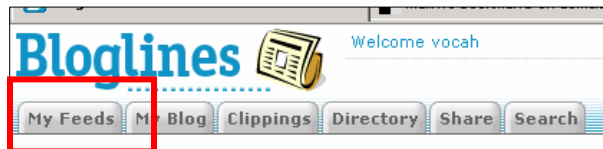
2. They can subscribe to your del.icio.us site

What does subscribing to your site mean? It means, whenever you post a new site to del.icio.us, they receive it automatically using a news aggregator.

What is a news aggregator? It uses a web feed to collect web content. For example, if you want to check out today's headlines on Newsday.com, NYTimes.com, and WallStreetJournal.com, you can collect all the headlines automatically and look in one place using a news aggregator!

Create an account with a news aggregator such as Bloglines. Go here to register: <http://www.bloglines.com/register>

Then, go to the **My Feeds** tab.



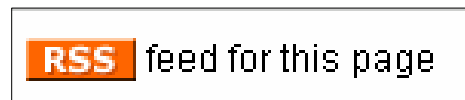
There, you can click on the **Add** link to add the link of the feed you are interested in and click **Subscribe**. You will then have the opportunity to change some options before you click **Subscribe** again at the bottom of the page.

OR

You can click on the **Easy Subscribe Button** under the **Add** link for more options.

But wait! Where do I find the link of the feed?

For del.icio.us, (and many other pages) you can click on the RSS button at the bottom of the page. Then, a web page with script will appear. Copy and paste the address into the **Add** feature in Bloglines.



NOTE: On some sites, you can also subscribe to the feed automatically with Bloglines using the following icon:

