



EMPLOYMENT STATISTICS

Hofstra Northwell
School of Graduate Nursing
and Physician Assistant Studies
- Graduate



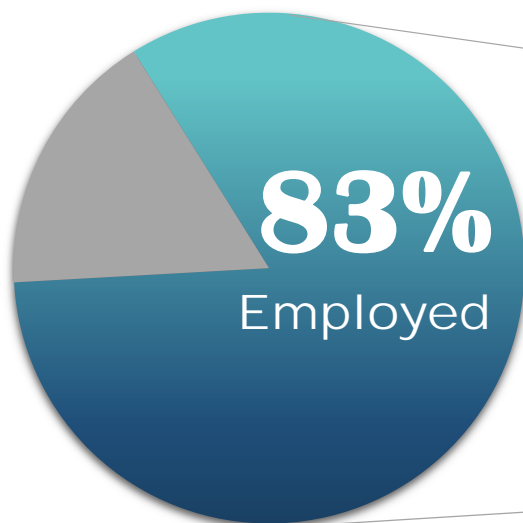
HOFSTRA
UNIVERSITY®

GRADUATE OUTCOMES 2017-2018

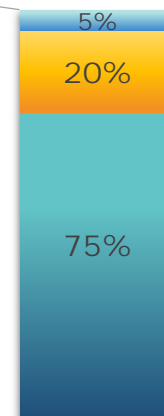
HOFSTRA NORTHWELL SCHOOL OF GRADUATE NURSING & PHYSICIAN ASSISTANT STUDIES

99%

of the 2017-2018 degree recipients are employed, attending graduate school, or both

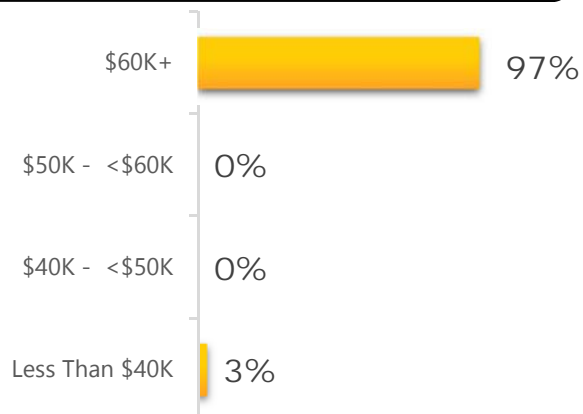


When Did They Accept?

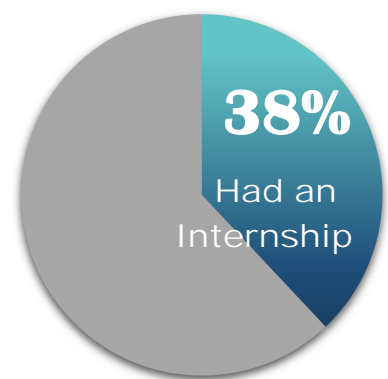


- More than 6 months
- Within 4-6 months
- Within 3 months
- At or Before Graduation

Median Salary: \$103,000



Avg. # Internships: 2.87



Results are based on individuals surveyed in the 17-18 Cap & Gown Survey, LinkedIn, National Student Clearinghouse, and Hofstra enrollment. Internship data is based on self-reported data from the 18-19 Cap & Gown Graduate Surveys

By Program:

	Outcomes			When Accept Job				Salary
	Knowledge %	Career Outcomes Rate	Employment Rate	At or before graduation	Within 3 months	Within 4-6 months	More than 6 months	Median
School of Nursing & Physician Assistant Studies	86%	99%	83%	75%	20%	5%	0%	\$103,000
Nursing	<u>100%</u>	<u>100%</u>	<u>100%</u>	<u>81%</u>	<u>19%</u>	<u>0%</u>	<u>0%</u>	<u>\$120,000</u>
Adult-Gerontology Acute Care Nurse Practitioner	100%	100%	100%	88%	12%	0%	0%	\$120,000
Family Nurse Practitioner	100%	100%	100%	70%	30%	0%	0%	\$124,500
Psychiatric-Mental Health Nurse Practitioner*	100%	100%	100%	81%	19%	0%	0%	\$120,000
Physician's Assistant Program	<u>80%</u>	<u>98%</u>	<u>73%</u>	<u>71%</u>	<u>21%</u>	<u>9%</u>	<u>0%</u>	<u>\$95,000</u>
Physician Assistant Studies	80%	98%	73%	71%	21%	9%	0%	\$95,000

Definitions:

- **Knowledge Percentage** – the percentage of students on whom we have information from the Hofstra surveys and other reliable resources
- **Career Outcomes Rate** – (Employed + Graduate School) / (Total Survey Respondents + other reliable data sources – Not Job Seeking)
- **Employment Rate** – employed full or part time (Hofstra surveys, LinkedIn)

All data must meet a test of data integrity. The outcomes data reported is determined by the level at which data may be deemed reliable (college, department, or program).

*Indicates data reported at the department level, ** Indicates data reported at the college level

Selected Recent Companies

The following employers are among those that have hired Hofstra Northwell School of Graduate Nursing & Physician Assistant Studies graduate students who graduated between August 2017 and May 2018:

Auburn Dermatology
Columbia Aesthetic Plastic Surgery
Denver Neurological Clinic
Hahnemann University Hospital
Moshe H Shirazi MD PLLC
National Spine and Pain Center
New York University
North Shore University Hospital
Northwell Health
NY Presbyterian Hospital
NYU Winthrop Hospital
Rutland Regional Medical Center
South Shore Family Medicine
Southside Hospital
UPMC
Western Shelter Systems and CrewBoss

The economy is constantly changing, and employment for past classes is not an accurate predictor of employment for future classes. In addition, a degree from Hofstra or any other school is not a guarantee of employment in any field.

About The Outcomes Data

Alumni outcomes data is based on the results of Hofstra's annual Alumni Outcomes Survey and other reliable sources. LinkedIn was used to track employment information on survey non-respondents and National Student Clearinghouse and Hofstra enrollment files were used to track graduate school enrollment for all of our students.

The data collection period for the 2017-2018 Hofstra alumni outcomes was between December 2017 and May 2019. Of the 1,238 graduate students who graduated between August 2017 and May 2018, data was collected via surveys and other reliable sources resulting in knowledge about the outcomes for 81% of the 17-18 graduate alumni. For the Hofstra Northwell School of Graduate Nursing & Physician Assistant Studies, the knowledge rate for 17-18 graduate alumni was 86%

This data uses the best practices recommended by the National Association of Colleges and Employers' (NACE) First Destination Survey Standards in January 2014. In accordance with those practices, this data uses multiple data sources to understand our graduates' outcomes. The NACE recommended threshold knowledge rate is 65%.

The average salary reported is determined by the level at which data may be deemed reliable. Salary data is self-reported voluntarily by students and are based upon a 60% response rate for full-time employed graduate survey respondents. For the Hofstra Northwell School of Graduate Nursing & Physician Assistant Studies, the salary response rate was 70%.

Salary figures vary from year-to-year based upon a number of factors, including, but not limited to, market conditions as well as the number of graduates reporting salary information to us. In addition, please note that these figures are based solely on information that is self-reported to us by our graduates, and the salary data provided is based on the accuracy and completeness of the information provided by our graduates to us. Salary figures only include annual base salary. They do not include bonus, commission or any other guaranteed compensation.

All data must meet a test of data integrity. The outcomes data reported is determined by the level at which data may be deemed reliable. This data is largely based on the responses of graduates completing Hofstra surveys, not the total number of graduates, and may not be representative of the total graduating population. The economy is constantly changing, and outcomes for past classes are not an accurate predictor of outcomes for future classes. In addition, a degree from Hofstra or any other school is not a guarantee of employment in any field.

Some tables may not sum to 100% due to rounding.