

Hofstra University Museum's

ART TRAVELER TIMES

A publication of JPMorgan Chase Art Travelers through Time: Literacy and History through Art Program

June 15, 2012

Traveling the World Artifact by Artifact

FREE

In This Issue

Interesting Toasters

*Cool Treasures
of the Museum*

Weather

Articles

Ancestral Board

Games

Comics

Help Wanted

and much more!



The Museum

by Alvin



The museum is cool




Cool like...

a tiger mask leading the parade
a baboon skull scaring off predators
an ancestral board protecting my family
or a teponaztli beat-beat-beating
to the rhythm of
my heart



HOFSTRA UNIVERSITY MUSEUM



JPMORGAN CHASE & CO.



Let's Get Started!

Interesting Toasters

Have you ever seen a toaster that is almost one hundred years old? Well, this fall Ms. Pillar and Ms. Richner brought three antique toasters to our school. They wanted us to examine them and try to decide what they were and how they were used.

These toasters were made in the early 1900's and they were weird looking. The first thing we noticed was how the toasters opened. The next thing we noticed was the colors – brown, silver and black. None of the toasters had a plug to make them work. The antique toasters don't look anything like the toasters used in modern times. One toaster had carved designs on it. The toasters had slots on the sides instead of the top.

It was interesting to examine the antique toasters. Working together in small groups helped us to figure out what we were looking at. This was our first experience exploring artifacts in our classroom. Everybody was excited.



Can You Guess The Artifact?



- I was made in the year 1325.
- I am made of wood.
- I am from Mexico.
- I was created to celebrate.

What am I?

- I am from New Guinea.
- I was made in the 20th century.
- I am shaped like a surfboard.
- I am made of wood.
- I was created for protection.

What am I?

- I was made in the 1950's.
- I am made from wood and shells.
- I was created to protect food.

What am I?

By: Kayla Garcia-Rojas

TOASTERS

Trip to the museum

Observe objects

Art adventures

Student scientists search

The Hofstra Museum


Exciting exhibits

Really

Splendid!

Dear Pen Pal...

Art Traveler third graders have been writing letters to our pen pals for the past year. We have connected by mail and know each other a little better now. Everyone is so happy to have a pen pal and to use our writing skills in a fun way. We really can't wait until June to see our pen pals in real life. We expect to become best friends forever. We are so happy to participate in the Hofstra University Museum's Art Travelers program!



Art Response

To get us ready for the Hofstra University Museum Art Travelers through Time: Literacy and History through the Arts, the students in Mrs. Demm's class read the books Blue and Green / Azul y Verde and Brush and Paint / Brocha y Pincel by Alama Flor Ada & F. Isabel Campoy. Both books featured famous Latino artists and their work. The students chose their favorite paintings and investigated the artist. Best of all they created their own interpretation of the paintings.

By Bryant, Edwin, Erick, Gerson and Sintia

Cool Treasures of the Museum

Artifact - Head of Buddha

Did you know ...


The world's tallest outdoor seated bronze Buddha is on Lan Tau Island near Hong Kong.


The largest Buddha statue in India is in the middle of a lake in Hyderabad, India. It is 59 feet tall and weighs 350 tons.

The world's tallest Buddha statue carved out of a mountain is in Pattaya, Thailand. It is 426 feet high and 230 feet wide.

The second largest carved statue of the Buddha (233 feet high) is in Sichuan, China. It is carved out of the Lingyun Mountain. The statue is so big that a hundred people can sit in a row between its feet!

Facts written by Sadia in Ms. Aniskewicz's class – Jackson Annex School



A mazing
R emarkable
T o remember
T eamwork to find information
R e-create memories
A rtifacts
V ery interesting
E xciting
L earn to discover
E xplore 
R esearch
By: Brianna Batres

Quincy

May 15, 2012

THE FANTASTIC MARISHI-TEN

Marishi- ten is a statue of a Japanese warrior who was the god of prosperity. The Marishi – ten warrior can be male or female. When I saw Marishi-Ten, I thought it was cool. Marishi-Ten protected people that believed in him. Marishi-Ten rides on a boar and has weapons in each of his or her six arms. Marishi-Ten was positioned in front of the sun, hence was invisible. If you like weapons and fighting then Marishi-Ten is the Japanese warrior that you have been waiting for. These are some of the things I learned about Marishi – Ten. If you want to see Marishi-ten for yourself, he/she is located at Hofstra University Museum in Uniondale, NY.



Marishi-ten
15th Century
Japan
Wood, paint, glass
Gift of Albert M. Bayer
HU70.19

Obituary for Buddha

Buddha was born in Lumbini, Nepal in the year 563 BCE. His father was King Suddhodana. His mother was Queen Maha Maya. He got married to a cousin Yasodhara when he was 16 years old. He also had a son named Rahula. His father was very protective in nature. He provided him with all the luxuries of life and protected him from any kind of religion. Siddhartha Gotama, or Gautama Buddha was a Prince by ancestry. After living in luxury for 29 years Buddha gave up his luxurious life and became a spiritual teacher. Buddha died of old age, when he was eighty years old. The death was caused by his body's reaction to a dish of wild mushroom. He died peacefully and mindfully. He died in 483 BCE in Kushinagar India.

Submitted by Alexander of Ms. Aniskewicz's class at Jackson Annex School.





Mexican Tiger Mask

By: Devin

I feel so lucky that I was part of the Art Travelers Program. The coolest part was seeing the Tiger Mask. It looked very interesting and fun to research. It looked like it was an angry devil mask because it had a snake on its head. I really liked the snake. It was curled with beady eyes. Its teeth looked like upside down bull horns. The eyes are fiery red. It has long eye lashes. The Tiger Mask also has long pointy ears coming out of the top of its head. I bet the Tiger Mask scared a lot of people. Come see the Tiger Mask at the Hofstra University Museum.

Ms. Garrett's Class

Marishi-ten and His Adventures

By Israel

Did you ever hear the story of Marishi-ten? Marishi-ten was the god of light, the strongest warrior of light. One day, Marishi-ten went on a vacation. While he was on vacation, the dark king took over and began ruling the light planet. Marishi-ten received a message informing him that the light planet was being ruled by the king of the dark. Marishi-ten decided to head back home.

On the way home from his vacation, Marishi-ten ran into a strong, dark warrior. The dark warrior took out his dark sword and tried to slash Marishi-ten but he missed. Marishi-ten attacked with his sword and destroyed him. Then the king of the dark spotted Marishi-ten and told one of his dark giants to destroy him. The giant struck his gigantic sword at Marishi-ten but he missed. Marishi-ten threw his disc around the giant's head. The giant fell on the dark king and crushed him. The dark king died.

Things changed after the dark king died. After the dark king's death, the light planet began to glow again. Marishi-ten was crowned king of the light planet. In the end, everyone was happy.

"I'm Sorry"

By Aaliyah, Momna,
Andre, and Jenifer

One afternoon, Rhino was eating grass in the grasslands. Snake came along and started touching Rhino's horn. Rhino said, "Can you please stop it?" Snake refused to stop and Rhino walked away sadly. As Snake crawled proudly away, he stopped and noticed Buddha in a tree. Buddha spoke to snake saying, "That's not nice. You should have respect for Rhino's horn." Snake realized that teasing Rhino wasn't nice.

That same day, Snake went back to Rhino and said, "Rhino, I'm sorry that I teased you. Will you forgive me?" Rhino replied: I will forgive you but I didn't like it when you teased me."



As they talked, Buddha appeared and said, "It is good that you apologized. We should always have respect for the property of others. Finally, Rhino and Snake became friends.





Kuba Mask

Do you want to know what was my favorite mask from Africa? Well my favorite mask was the Kuba mask because its so creative. They make it out of animals, wood and a little bit of metal. It looks like it has blue eyeliner on his eyes. It has a little bit of metal on his face. It has a nice beard on it. It has a lot of colors on it, but not that much color. It has blue, red, white, brown and black. I'd like to try one on one day. I think it looks cool. It has shells that are called "cowrie." The cowrie means that you are powerful and rich. I'd love to have millions of cowrie shells. Now you know why I like the Kuba mask.

*Helmet Mask, 19-20th century
Democratic Republic of Congo, Kuba
Wood, copper, cowrie shells, glass beads, seed pods, fur, hair
Gift of Josephine and Sol Levitt
HU 96.56*

Mask Acrostic Poem

Masks with empty eyes
Amazing
Stupendous colors
Kuba mask is my favorite



The Tiger Mask

by Karina, Rixer and Anthony

Last summer, my mom went on vacation to Mexico. While, she was there, she saw the most amazing tiger masks. She saw one mask which was fabulous so she bought it. The thing that she didn't know, was that the mask had evil powers. When she came back home, she displayed the mask on the wall. Everyday I looked at the mask.

One day I asked my mom if I could borrow the mask for our next door neighbor's Halloween party. My mom said this was okay, that I could borrow the mask. I also needed a costume. I went to Party City to buy a costume but none of the costumes matched my tiger mask. When I went back home, I said, "I'm going to create my own costume."

When it was time for the Halloween party, I walked with my friends, Angel and Jenni to the party. When we arrived, everybody was amazed at my costume and my mask because they were so different from everyone else's. I had made my costume to look like a real tiger.

While I was getting some food at the party, I suddenly began to fly into the air. Then I thought, "Why am I flying?" I then realized that the mask had special powers. All of a sudden, lasers started shooting out of the eyes of the mask. Then I said, "This mask has evil powers!" I tried to take off the mask but I couldn't get it off. After the party was over I still could not remove the mask. I went to bed with the mask on.



The next morning, the mask was still on my face. I got out of bed and opened the shades. All of a sudden, the mask fell off my face. It came off because it couldn't stand the light. I was happy. I carefully wrapped up the mask, threw it in the garbage and I took the garbage out. The moral of the fable is to not be distracted by how something looks.

ANCESTRAL BOARDS

Jackson Annex



Marina Delgado-Ruiz May 17, 2012
 Ancestral Boards Mrs. Villanueva

Ancestral Boards

I learned a lot about ancestral boards so far. The first thing I learned is that in the past people made ancestral boards that tell about their ancestors. The second fact I learned is that when you are done making an ancestral board you hold it up like a shield and it protects you from evil spirits because the board has the drawings that tells about your ancestors. The third thing I learned is that ancestral boards can have different names like a gope board or a spirit board. The fourth thing I learned is that when you have an ancestral board it is good luck because it protects you from evil. My final thing I learned is that you draw (or carve) out items about what you know about him or her, for example what their favorite color was. These are some interesting facts I learned about ancestral boards.

My Amazing Ancestral Experience by Ezekiel

My favorite part of my Hofstra experience was working on the Ancestral Boards! As art travelers, we learned the ancestral board was used as a shield in history. At first, when I saw the Ancestral Board I thought it was a surf board. But, then I learned from the art experts at Hofstra that it was a shield from New Guinea. Back at our school, we made our own ancestral boards. I drew symbols like hearts and 2 houses to represent my family and love. I painted it blue for peace, green for life, and red for love. Then I wrote about my symbols and what they represented. We displayed it for my family and friends. I took it home to hang in my mom's room. She thought it was beautiful! This whole experience was amazing!



New Visions' Ancestral Boards

Symone Butler May 17
 Ancestral Boards Mrs. Villanueva

Ancestral Boards

I have learned many interesting facts about ancestral boards. An ancestral board is a board that tells all about your ancestors from long ago. One ancestor was my grandfather. He liked foot ball, nature, art, and the American flag. He also loved education. He loved education so much he became a teacher. He loved reading and writing. He was very good at math too. My grandfather's birthday was on September 18th. My grandfather died from cancer. He died on June 10th 2010. He was a very good man.

Hi, my name is Ramiro.

I am a third grader in Ms. Aniskewicz's class at Jackson Annex School. I am proud to report that each student in my class made an Ancestral Board. We learned about Ancestral Boards when we studied the artifacts at Hofstra University Museum. The Ancestral Board we observed at the museum was from Paupa, New Guinea. This board looked like a skate board or surf board. It was carved out of wood. The people made it for protection and to keep away bad spirits. I made my own personal Ancestral Board in school. I painted my board green and red because those are the colors of the Mexican flag. I did this because my ancestors are from Mexico. I decorated my board with symmetrical hearts. These hearts represent the love in my family. I put my Ancestral Board on the wall in my bedroom to protect me every day. I had fun and learned a lot during my visits to the Hofstra Museum.



Be Trustworthy

by Chrisandra

One evening while Scorpion was in the rain forest, he met up with his friend, Spider. He yelled, "Hi Spider!" Spider said to himself, "Who said that?" Then he realized that it was Scorpion. Spider replied, "Hi Scorpion!" Scorpion asked Spider what he was doing. Spider said, "I'm spinning a web to catch some food." Scorpion told Spider to sit on a log with him so that they could talk. Then Scorpion said, "There's no need to spin a web." Spider asked him why not. Scorpion replied, "There is no food left in the world." "Oh no!" Spider replied.

Later that day, Spider didn't feel so good. The Teponaztli was bathing in the lake and heard Spider's stomach growling. The Teponaztli went over to Spider to ask what was wrong. Spider told the Teponaztli that he was not feeling well. Spider told him how hungry he was and there was no more food left in the world. The Teponaztli gave Spider some food and told him that there was lots of food. Spider realized that somehow, Scorpion had tricked him and that Scorpion was not very honest or trustworthy.

That day, Spider learned that not everyone is trustworthy and to not always be quick to believe everything that a scorpion tells you. He realized that Scorpion had been tricky and had lied to him. Scorpion would never be a trustworthy friend.

Never Tell Lies

By Karina

Have you ever wanted some good advice on how to be happy in life? Well, my friend, Kenny needed some advice to help her avoid lying. This is a story that I told her.

One afternoon in the jungle, Shawny the lion was sipping water from a fountain. Then Johnny, the monkey came to say hi. "What are you doing?" Johnny asked. "Sipping water from a fountain." Shawnee replied. "I'm about to climb a tree so I'll see you later." Johnny replied and quickly, scurried off. Shawny thought that Johnny's behavior was weird. Shawny and Johnny would normally play together and hang out at their friend, Anthony's house together.

Later on, Shawny realized that Johnny had lied. He was playing with someone else! Shawny saw him by the river with some other friends. Shawny went over to Johnny and said, "Why did you lie to me Johnny? That was not nice. I don't mind if you play with other friends so you didn't have to lie." Johnny felt so bad for telling a lie to his good friend. He said, "I'm sorry." Shawny forgave him but Johnny realized that his lie could have cost him a good friend. He never lied again after that day.

Artist's Corner

We Love Art!

Students in Mrs. Demm's class drew their interpretation of their favorite artifact using pencils and various mediums.



Suspension Hook by Elvis



Baboon Skull by Jorge



Head of Buddha by Christian



Tiger Mask by Jasson




Marishi-ten by Brianna



Helmet Mask by Neida




Teponaztli by Miguel



LaThudius Giles
Mrs. Lebon's Class
Ancestral Beard




I am an art traveler!
Serenia




Daniel Romero
Mrs. Lebon's Class
"Head of Buddha"

Favorite Artifact in Mrs. LaMotta & Mr. Tetenbaum's Class

Artifact	Number of Votes
Buddha	9
Marishi-ten	6
Teponaztli	1
Ancestral Board	3



Attention: Newspaper Editor



Dear Editor,

My name is Natalia. I want to share an experience that I had as an Art Traveler. My classmates and I visited the Hofstra University museum in the fall of 2011 and the spring of 2012. My classmates and I got to see many wonderful and cool pieces of art from many parts of the world. When we visited the museum we became Art Travelers. An Art Traveler is a person who studies and examines art. As an Art Traveler we got to wear lab coats and use magnifying glasses to study and observe the artifacts.

• My favorite artifact was the Ancestral Board. Guess why. As an art project, my teachers decided to let us create Ancestral Boards. As part of the project we had to interview our parents to find out about our heritage. I asked my parents; where did I come from? How did our family get to the United States? I learned a lot about my ancestors and culture.

• After interviewing my parents I cut out and painted a piece of oak-tag to make it look like wood. Then, I designed the board to look old. Finally, I glued things on the board that represented my family.

• I have to say that this experience was great! My class and I had a great time exploring the art and other countries. I wish that I could do this again in the fourth grade. Thank you Ms. Marjorie and Ms. Nancy for a great experience!

Sincerely,
Natalia
Jackson Annex Student

Help Wanted:

Position: - Volunteer Fact Checker

Hours – after school (3:30 – 5:30 p.m. weekdays)

Qualifications: must love mysteries and be curious by nature

Job Description- The Hofstra University Museum was given an artifact as a gift from Josephine and Sol Levitt. From what we can tell, the artifact is a baboon skull from Zaire, Africa and it is from the 19th/20th century.









We need volunteers to conduct research to help answer the following questions:

1. What was this baboon skull used for?
2. What people decorated this baboon skull?
3. How did they decorate it?
4. What does the baboon skull symbolize or mean?

To apply for this position call Nancy or Marjorie at the Hofstra University Museum at 516 MYS-TERY.

Submitted by Erika of Ms. Aniskewicz's class at Jackson Annex School

Weather Reports from Around the World			
Artifact	Country of Origin	Temperature	Weather
Kuba Helmet Mask	Democratic Republic of Congo	92 - 85	sunny, humid 
Marishi-ten	Japan	75 - 61	showers 
Wooden slit-drum & Tiger mask	Mexico	77 - 55	thunder storms 
Ancestral Board & Suspension Hook	New Guinea	90 - 82	sunny 
Head of Buddha	Thailand	84 - 79	partly cloudy 
Baboon Skull	Zaire	92 - 85	Sunny 

Submitted by Jataya of Ms. Aniskewicz's class at Jackson Annex School


Comics



I AM AN ART TRAVELER...

by Jasiah Rhodes

I discovered. I explored.
I learned.
I asked questions. I thought.



Artifact Riddles

Use a word from the artifact box to answer each riddle.

1. I am from New Guinea. I am used to hang baskets and bags off the floor. I am the _____.


2. I am from Japan. My nickname is "The Defender". I have 6 arms, each holding a different weapon. I am _____.

3. I am from Mexico. I am carved out of hardwood. I have 2 tongues that make different tones when hit with a stick. I am the _____.

4. I am from the Democratic Republic of the Congo. I am made from wood, copper, cowrie shells, fur, and animal hair. I am the _____.

Submitted by Sarah from Ms. Aniskewicz's class at Jackson Annex School.

Art Travelers Crossword Puzzle



No. Question

- Also known as the "gope board"
- Where was the Ancestral Board made?
- Where is the suspended hook hanging?
- What is another name for the Mexica slit drum?
- What is used in Mexican festivals and dance ceremonies?
- What object is used to bring up the sun every morning from the night time?
- What prince gave up all of his riches to become a philosopher?
- Where was the Kuba mask originally from?
- This animal is used to symbolize wild spirits of the bush, or the world outside the village.

Art Travelers Word Search

WNTKUBADPAPUANZIHCRO
 OGHMILTZANOPETDBOARD
 FFAVPZGDFCKPNPOBPZEN
 LJJIENETIHSIRAMGWHAGG
 RKL FARHTOTEMICNORIIIG
 VXANCESTRALNEDOOWRTT
 BDNALAINOMERECMP EQD
 VUDCJXFNOISNEPSUSDZL
 UOYAGYDUTILITARIANNE
 V X KOVP RNSLITDRUMWENL
 P OOHBF FHSAAABYFAE J FAP
 I GSCULPTURENOGLXUESG
 S DYIDBIRVPEII OHI N DUA
 U X MMDP ZALATMULDC A HAD
 I YBYHJ MEJEBRMFGOP EIJ
 Z QOTIQANBNUEOKGC A IDJ
 K L L HSE SZPI DYN NZI J J KO
 J NIOMWKJRUDFKIAX O QKN
 GAZOBI LHQGHOEQBE Z UAP
 HAEKZSONGAADYIGM WENK

Ancestral Board	Suspension Hook	Mexico Teponaztli	Defender Hindu	Congo Myth
Gope	Latmul	Tiger	God	Earth
Wooden Papuan	Utilitarian Ceremonial	Mask Michoacan	Buddha Thailand	Ngaady Bwom
Golf	Yermin	Mexico	Buddhism	Zaire
New Guinea	Totemic Slitdrum	Marishiten	Sculpture Kuba	Symbolize Monkey

Created by: Ms. Aniskewicz and Mrs. Homere's classes
 Jackson Annex School

Jumble

Daniel, Giselle, Isabel, Bryan, Sebastian and Alisson from Mrs. Demm's class created a jumble of art words. Can you unscramble the letters to reveal the art words? Can you find the secret word using the underlined letters?

OPP TAR _____
 IRATCATE _____
 NCTSEALRA OABDR _____
 TXHBIIE _____
 JETCOB _____
 TANIINPG _____
 TASTEU _____
 TARACUR _____
 USEUMM _____
 VESERABI _____

Secret Word _____L_____

TOUCHING IS NOT ALLOWED

- RARE PIECES
- AMAZING ARTIFACTS
- VERY INTERESTING
- EXCELLENT DESIGNS
- LONG AGO
- INCREDIBLY EXCITING
- NEVER SEEN BEFORE
- GEOGRAPHIC LOCATIONS
- ART TRAVELER'S PASSPORTS
- REALLY COOL
- TEACHES YOU ABOUT THE PAST

MRS. LEBSON'S CLASS
 BY, MELISSA LOUIS

With Much Gratitude to a Hardworking Team



Art Travelers through Time: Literacy and History through Art would not have been possible without the vision and determination of Hofstra University Museum's Executive Director, Beth Levinthal. Her belief in the power of object based learning and in the magic of children fueled this program. We thank her.

A special thanks to the HUM staff and student aides, and especially to Kaity Schneekloth, Graduate Assistant; Karen Albert, Associate Director of Exhibitions and Collections and Kristy Caratzola, Collections Manager, whose support of the program, suggestions and tireless moving of objects never faltered.

To the four building principals, assistant principals and especially the teachers, THANK YOU, THANK YOU, THANK YOU. You define the best in teaching.

And...this program would not have been possible without the generosity and confidence of JPMorgan Chase who funded and embraced the possibilities of the power of art in the education of children.

An Acrostic **THANK YOU**

By Ms. Nancy, Ms. Margie and Ms. Kaity



Terrific New Vision kids who became Art Travelers – so great to spend our year with you

Hands on hardworking Walnut Street Investigators

Awesome Jackson Annex Explorers

Nifty curious Jackson Main Discoverers

Keepp digging for new knowledge in all that you do.

You found the key to museums: **Looking, Asking and Thinking**

Only you can keep the magic of learning alive, so...

Unlock your world!