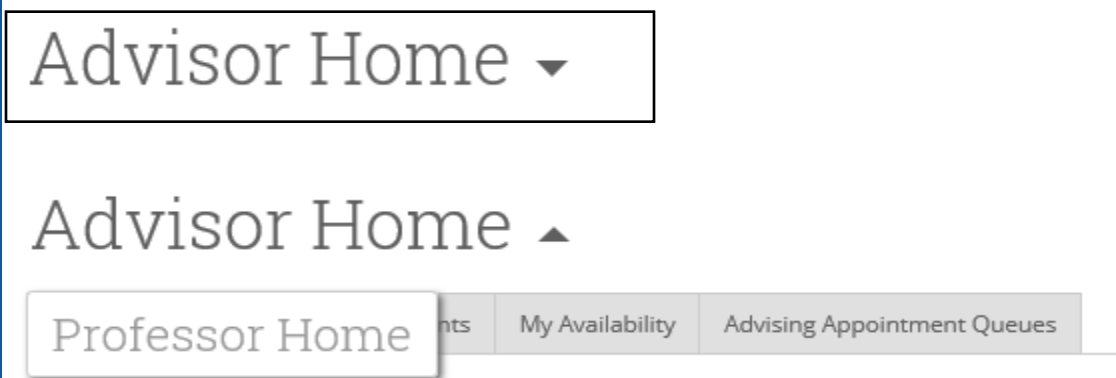


## How to Navigate the Student Success Connect Menu

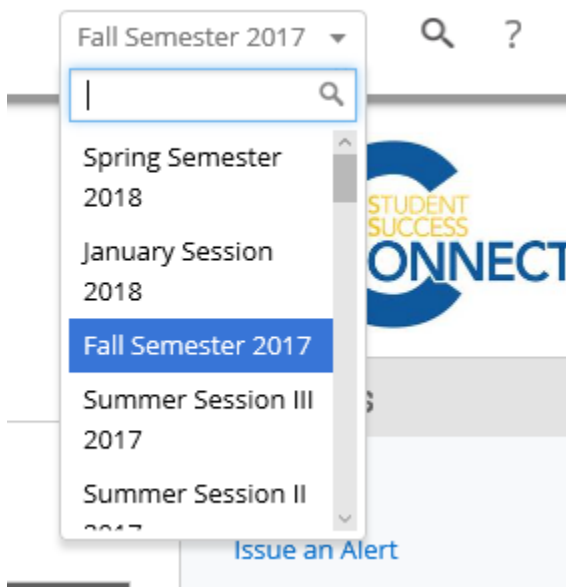
1. When you first sign in, you will see the home page:
















To toggle between roles (faculty/advisory), click on the drop down arrow next to advisor home to open up the page view options



To select the term, choose the term in the drop down menu on the upper right side of the screen



The blue bar menu options:

	HOME
	CONVERSATIONS
	CALENDAR
	CASES
	CAMPAIGNS
	REMINDERS
	TUTORS
	<b>ADVANCED SEARCH</b>
	LISTS AND SEARCHES
	ANALYTICS
	INSTITUTION REPORTS
	REPORTING
	ADMINISTRATION