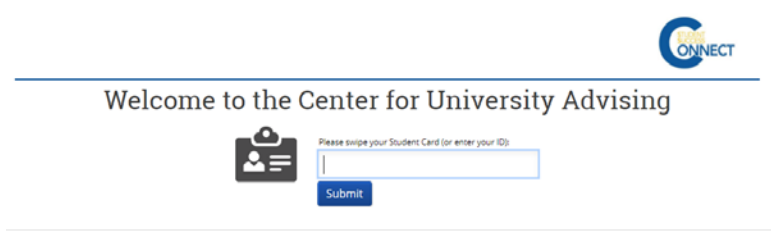


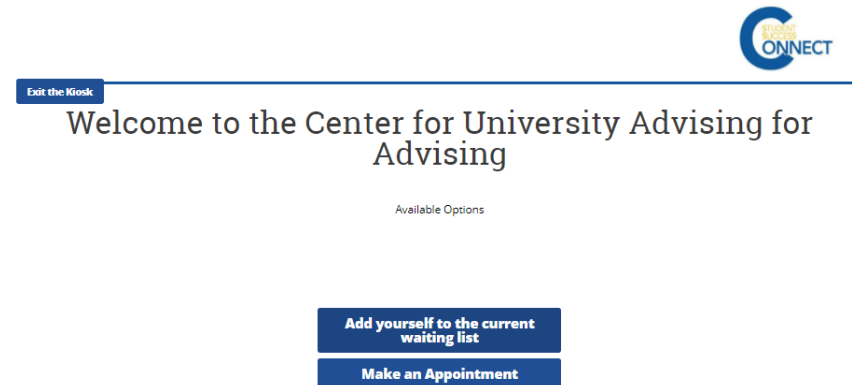
# How to Check In at the Kiosk in Student Success CONNECT

1. Swipe your student ID or enter your ID # at the front desk kiosk.



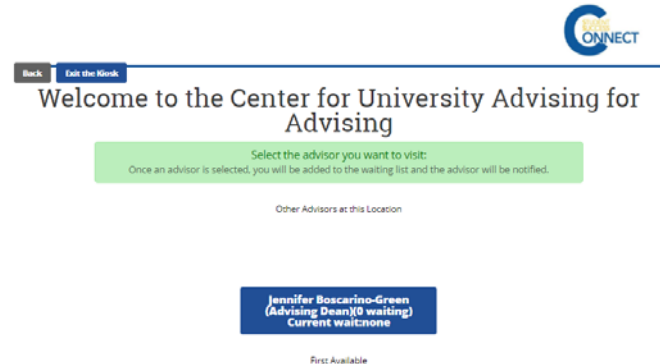
The screenshot shows the top of the kiosk interface. At the top right is the 'STUDENT SUCCESS CONNECT' logo. Below it, the text 'Welcome to the Center for University Advising' is centered. Underneath is a small icon of a person with a clipboard. To the right of the icon is a text input field with the placeholder text 'Please swipe your Student Card (or enter your ID)'. Below the input field is a blue 'Submit' button.

2. You can either add yourself to the current waiting list for Drop Ins (Quick Questions) or schedule an appointment.




The screenshot shows the kiosk interface after the login step. At the top right is the 'STUDENT SUCCESS CONNECT' logo. Below it, the text 'Welcome to the Center for University Advising for Advising' is centered. Underneath is the text 'Available Options'. Below this text are two blue buttons: 'Add yourself to the current waiting list' and 'Make an Appointment'.

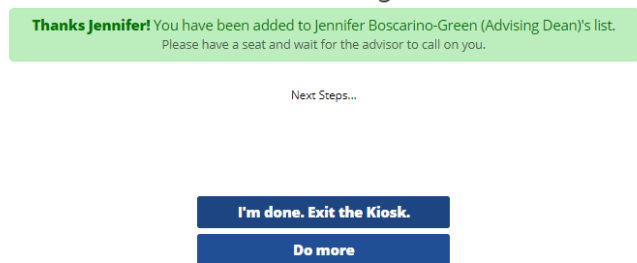
3. Select an Advisor or the first available and then take a seat



The screenshot shows the kiosk interface for selecting an advisor. At the top right is the 'STUDENT SUCCESS CONNECT' logo. Below it, the text 'Welcome to the Center for University Advising for Advising' is centered. Underneath is a green box with the text 'Select the advisor you want to visit: Once an advisor is selected, you will be added to the waiting list and the advisor will be notified.' Below this box is the text 'Other Advisors at this Location'. Below this text is a blue button with the text 'Jennifer Boscarino-Green (Advising Dean)(0 waiting) Current waitnone'. Below this button is the text 'First Available'.



## Welcome to the Center for University Advising for Advising



The screenshot shows the kiosk interface after selecting an advisor. At the top is a green box with the text 'Thanks Jennifer! You have been added to Jennifer Boscarino-Green (Advising Dean)'s list. Please have a seat and wait for the advisor to call on you.' Below this box is the text 'Next Steps...'. Below this text are two blue buttons: 'I'm done. Exit the Kiosk.' and 'Do more'.